

STREET RACKET

Modules for project weeks



STREET RACKET

anyone – anytime – anywhere




The Swiss Movement Concept for ALL!




Access to all (Racket-)sports and healthy and safe activity for ALL
- anyone, anytime, anywhere!



The innovative Swiss Concept to promote health, physical activity, inclusion, integration, education and life skills!



Hello! I'm Ronnie Racket and like to show you our modules for exciting project weeks.
Let's rock the street!



LET'S ROCK THE STREET!

Contact

Street Racket by MS Sport Solutions
Rahel & Marcel Straub
Adetswilerstrasse 12
8344 Bäretswil / Schweiz
+41782171414
ms@streetracket.com
www.streetracket.com

Follow us

www.streetracket.net



Street Racket Community

projectsabroad
goenner
blog
spotlight
produkte

Street Racket for versatile project weeks or school projects - and for a moving living space at school!!


The benefits and the broad, sustainable impact of Street Racket are already known to many schools. To anchor the concept even deeper in a moving school, the topic lends itself to exciting and versatile project weeks or school projects. We are happy to present you our ideas and how you can find numerous exciting tasks for all involved in the implementation of Street Racket.

Subsequent modules ensure that Street Racket as an overall theme opens up interesting areas of work not only in sports, but also in crafts, music, design and planning/organisation.

Each module can be fully or partially implemented or supervised by the Street Racket team and we accompany the schools in the implementation as required. Of course, schools may also implement individual modules completely independently. Each module in its own way provides varied and exciting activities and supports the sustainable effect of Street Racket for an active, healthy, social and moving school environment.

Depending on the depth of the individual modules or the level of detail, these ideas can enrich a single project day or fill an entire project week. Alternatively, individual or several modules can be delegated as thematic work or special tasks to groups / classes or individuals in the school environment.

We are happy to support you in planning the introductory courses, taster offers, project weeks and are looking forward to seeing this positive movement continue to grow and reach many people together with you: info@streetracket.com.





MODULE 1: Street Racket introduction

- Teaching of various forms of games and exercises by the team of Street Racket
- Workshops for the teaching team or also for individual classes or groups from the school environment
- Try out activities alone, in pairs and in groups
- Get to know indoor/outdoor implementation possibilities
- Get to know cooperative and competitive movement games as well as the Street Racket Challenge
- Learning in movement in the classroom
- And much more



MODULE 2: Develop new games

- Develop new Street Racket games
- Include the terrain and environment in a reasonable way
- Design rules and game modes to create interesting group tasks
- Learn about cooperative and competitive movement games and the Street Racket Challenge
- Plan and start a Street Racket League for the school (outdoor and/or indoor)
- Create their own teaching materials for school with new creations, exercise names, graphics, etc. (hand-drawn or digital)



MODULE 3: Design of courts

- Planning of permanent street racket courts on the school grounds (outdoor, possibly also indoor)
- Decision on the exact location, type, colour(s) and size of the planned courts
- Design of the courts (e.g. colour, lettering, additional markings, etc.)
- Installation of additional markings and movement offers within the framework of the school room design (e.g. wall fields, golf course, dart board, island game, brain teasers, etc.).



MODULE 4: Design of Rackets

- Planning of own racket production and its work steps
- Purchase the material and planning steps
- Possible starting points: From raw wood condition, from individual parts, from finished racket blank (to be obtained from Street Racket) or "only" individualisation of the existing, official end product (www.streetracket.com/shop)
- Use official building instruction or make your own instructions





MODULE 5: Make your own chalk

- Another element for the application of Street Racket is to test the secret recipe for street crayon
- Vary shapes, colours, sizes to try them out
- Also use as a gift or sell at the school market
- Draw in and experience newly developed game shapes (see Module 2) with the chalk made
- Draw in and try out further movement and bouncing games with it



MODULE 6: Make your own bag for rackets and chalk

- Work with textiles and package the selfmade materials stylishly
- Design and make containers for rackets, balls and chalk, or work from a template
- Also use as a gift, sell at the school market or as a Christmas or birthday present for family and friends



MODULE 7: Kids teach Kids

- Show your favourite games to your schoolmates, teachers...
- Explain selected applications to other (e.g. younger) classes or schoolmates
- Gain first experience as a sports leader
- Experience self-worth through an exciting task as a leader of smaller groups
- With certification „Street Racket Junior Assistant Coach“!
- Can be used very well as a multiplier when school classes go through different posts supervised by other children



MODULE 8: Street Racket Song

- Get to know the official Street Racket song (dialect) and rehearse it (e.g. for the opening at the closing event of Module 10)
- Adapt and vary the lyrics to the school/class/community.
- Sing Street Racket Song in other languages / rewrite lyrics
- Include instruments / school band
- Record your own version and integrate it into the lesson as a warm-up song



MODULE 9: Street Racket dance

- Get to know and rehearse the official Street Racket dance (e.g. for the opening of the closing event Module 11).
- Invent and rehearse your own dance with rackets
- In combination with Module 8, rehearse the Street Racket dance in the simplified version and practise to the Street Racket song at the same time (choreo matches the song lyrics)



MODULE 10: Street Racket mascots

- Staging the mascots creatively
- Create the characters as fabric "animals"
- Realise the Street Racket family as a picture book
- Inventing further characters
- To present self-invented games (Module 2) with the mascots and to incorporate them into a teaching aid



MODULE 11: Street Racket Event

- Organisation of a joint closing
- Make a tournament or a group challenge with the official and also newly designed game forms
- Opening up planned activities to all stakeholders (parents, authorities, etc)
- Ensure the transfer into an active leisure time activity and with this a contribution to public movement and health promotion



Street Racket offers a wide range of possibilities to achieve a great, sustainable effect for the promotion of movement, health, education and community and for an active, positive school climate at your school with minimal effort.

Our concept is based on years of experience in sports promotion, school sports, educational landscape and throwback sports. We invite you to take a look at our website <https://www.streetracket.net/> and are always happy to answer any questions you may have.

On our street racket media page <http://www.streetracket.net/media> you will find many more interesting professional opinions, reports and development steps.

On the Facebook page [streetracket.com \(www.facebook.com/nolimitstoracketsports\)](https://www.facebook.com/nolimitstoracketsports) you will find current impressions and actions and on the [Street Racket YouTube Channel](#) motivating clips are broadcasted and constantly supplemented with new ideas!

Another very sensible measure is the installation or painting of permanent courts, which enormously support a movement-friendly school room architecture.

Highly challenging, no preparation time, can be played on at any time, additional applications (football, catching/throwing, volleyball, etc.) are just a few reasons for fixed street racket courts. Our partner www.morf-ag.ch for street painting creates these courts (in Switzerland) exclusively at a sports promotion price in any size and colour (single courts, cross courts, maxi courts), quickly and professionally. Our partner in Switzerland:

Project Manager "Special Projects"

manuel.fuchs@morf-ag.ch

+41 44 852 30 00

+41 79 236 40 61.

